



imagine convergence of productivity
and reliability



A powerful printing solution for your entire Business. Combine Speed, Productivity, reliability, enhanced features, network readiness, and you have the ML-4050N. Optimized features with increased memory and printing speed puts the user in charge. Everything Comes together in one premium solution. With the ML-4050N, it's not that hard to imagine.

Samsung Mono Laser Printer ML-4050N



Mono Laser Printer

ML-4050N



Samsung ML-4050N is designed with your business in mind and intended to keep you working with fast printing speed. It features high monthly duty cycle, a large toner capacity with the toner save function, and a large paper capacity.

Components



1. Output Tray
2. Control Panel
3. Control Board Cover
4. Tray 1
5. Optional Tray 2
6. Optional Tray 3
7. Optional Tray 4
8. Handle
9. Paper Level Indicator
10. Multi-Purpose Tray
11. Top Cover
12. Rear Cover
13. Duplex Unit
14. Network Port
15. USB Port
16. Parallel Port
17. Power Receptacle
18. Power Switch

Control Panel Components



1. Menu
2. Scroll Buttons
3. Back
4. Stop
5. OK
6. Status
7. Demo
8. Toner Save

The best reliability for all your Printing needs

Reliable Printing Speed

Lasers are synonymous with speed and the Samsung ML-4050N exceeds expectations. Make your work more reliable with the incredible printout speed of **38 ppm!**

Reliable Memory and CPU



Fast, productive output depends on processing speed and adequate memory. With a **400 MHz** processor and **64 MB** memory expandable to **512 MB**, this printer performs efficiently under a variety of circumstances.

Reliable Monthly Duty Cycle

The ML-4050N features high performance printers with huge monthly duty cycles up to **200,000 sheets**. You can meet heavy printing requirements of medium office.

Toner Save Function

Toner Save Mode reduces toner consumption about 30%, giving you more printing pages per toner cartridge. You can reduce your budget by simply pressing a button or by controlling your driver. Printouts are slightly lighter with the same resolution.

Built-in Network Printing

ML-4050N offers network printing capabilities to easily connect your workplace, including an Ethernet interface capable of being cabled directly into your network and providing high speed wireless network connectivity. Security features with advanced authentication (802.1x, WPA-PSK) are supported.

Innovative Technology for the Powerful Productivity

Powerful Duplex Printing

Enhance your efficiency with automatic two-sided printing. Create your own document with options such as long edge and short edge printing. In addition, two-sided printing will save paper, allowing for convenient storage and portability.

Powerful Printing Features

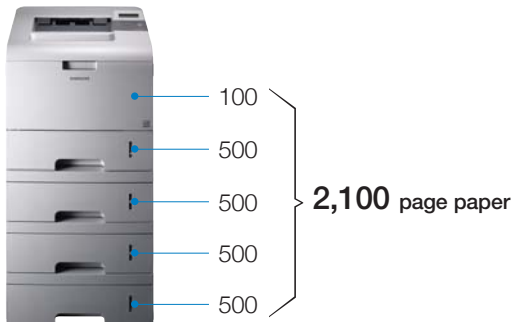
N-Up Printing copies of the same page or photo onto one page. No need to cut and paste or print multiple times. N-up printing feature creates up to 16 images on one page and produces just the size you need.

Booklet Printing ML-4050N can handle booklet creation easily and efficiently.

Poster Printing large sized posters with the 'Poster' printing feature. Start with any size image and create proportional posters of any size. Print out is printed on many pages to create a seamless poster.

Paper Input Capacity


You won't have to worry about running out of paper in the middle of a huge print job with the ML-4050N. With a convenient **2,100 paper** capacity composed of **500 sheets** in the standard tray, **three optional 500-sheet trays** and **100 page MP**, you will spend less time restocking.



Professional Solution for the best environment

Expanded Printing with Hard Disk

Expand your printer's capabilities by adding a hard disk. By upgrading to a 40 GB hard disk, the Samsung ML-4050N performs additional features like collating and reprinting without sending the print job again, storing and delaying print until you are ready, and increasing security by requiring a PIN code before printing.



SyncThru™ Web Admin Service

SyncThru™ Web Admin service allows IT managers to easily manage and monitor all printers/MFPs on the network. The powerful feature permits job accounting, usage metering, authentication, storage management, remote driver installation and modification settings.



SyncThru™ Web Service

It provides administrators with the ability to change network and individual Printer settings, upgrade firmware and view network printer/MFP status.



- ML-4050N is suitable for Small & Medium offices because of the huge paper capacity.
- ML-4050N is suitable for a travel agency, bank, or school because of the huge paper capacity.
- ML-4050N is suitable anywhere because of the refined design

Specifications

ML-4050N		
Print	Speed * Resolution First Print Out Time	Up to 38 ppm in A4 (40 ppm in Letter) Up to 1,200 x 1,200 dpi effective output 9 seconds (from Ready)
Controller	Processor Memory Emulation Interface Fonts OS Compatibility	Samsung 400 MHz 64 MB (Max. 512 MB) PostScript3, PCL6, IBM ProPrinter, EPSON Hi-Speed USB 2.0, IEEE1284 Parallel, Ethernet 10/100 Base TX 45 scalable, 1 bitmap, 136 PostScript3 fonts Windows 98 / Me / NT4.0 / 2000 / XP(32/64bits) / Vista / 2003 Server(32/64bits), Various Linux OS including Red Hat 8-9, Fedora Core 1-4, Mandrake 9.2-10.1 and SuSE 8.2-9.2, Mac OS 8.6-9.2/10.1-10.4
Paper Handling	Input Capacity and Types Output Capacity and Types Duplex Media size Special Media	500-sheet Cassette Tray, 100-sheet Multi Purpose Tray 250-sheet Face Down, 100-sheet Face Up Optional 76 x 127 mm (3" x 5") ~ 216 x 356 mm (8.5" x 14") Transparencies, Labels, Post Cards, Envelopes
General	Net Dimension (W x D x H) Net Weight Noise Level **	396 x 453 x 353 mm (15.6" x 17.8" x 13.9") 17.3kg (38.14lb) Less than 55 dBA (Printing) / Less than 35 dBA (Standby)

* Print speed will be affected by Operating System used, computing performance, application software, connecting method, media type, media size and job complexity.

** Sound Pressure Level, ISO7779

Supplies and Options

Consumables	Type Yield Model Code	Single Cartridge Standard: Average Cartridge Yield 10K standard pages. High Yield: Average Cartridge Yield 20K standard pages. Declared cartridge yield in accordance with ISO/IEC 19752. ML-D4550A / ML-D4550B
Options	Network Others	802.11 b/g Wireless LAN (Internal) 3x500-sheet Cassette Tray Memory : 32 MB, 64 MB, 128 MB, 256MB Duplex Unit - 40GB Hard Disk



Toner Cartridge
ML-D4550A / ML-D4550B




Memory
ML-MEM110/120/130/140



Wireless Network
ML-NWA10L



Duplex
ML-U4050A



Hard Disk
ML-3560MH



Second Cassette
ML-S4050A

Please visit www.samsungprinter.com to download the latest software version.

Distributed by

Design and Specifications are subject to change without notice.
Trademarks of other companies mentioned in these publications are hereby recognised and acknowledged.